

Kinetic and Isotherm Adsorption Studies on Phenol Removal from Water by Synthesized Dinitrodiphenyldiquinoline Adsorbent

Solhe F. Alshahateet*, Salah A. Al-Trawneh, and Mohammed M. Al-Mahadeen

Abstract—The use of dinitrodiphenyldiquinoline (DNDDPQ) for the first time as an adsorbent surface for the highly irritating phenol molecules (adsorbate) from contaminated aqueous phase was investigated. The optimum adsorption conditions were achieved by running adsorption experiments at different initial concentration of the adsorbate, different contact time between the adsorbent and adsorbate, different pH of the aqueous phase containing the adsorbate, and different temperature. The optimum removal conditions were achieved at initial concentration of 5 ppm of the adsorbate at ambient temperature of 25 °C and pH 5 with agitating time of 15 min. Kinetic study for the current adsorption process proved that the adsorption mechanism adopted the pseudo 2nd order model made by Ho & McKay (rate constant (k) value of 0.087 g mg⁻¹min⁻¹ and q_e ; q_{max} values of 35.71 and 22.73 mg/g, respectively). Finally, our adsorption isotherm studies found that the current adsorption study is a favorable spontaneous exothermic process.

Keywords—Adsorption, Dinitrodiphenyldiquinoline, Kinetic and isotherm studies, Phenol

I. INTRODUCTION

Presence of large quantities of organic compounds in both water and atmosphere is considered to be a great problem to environmental scientists worldwide who use the term of organic pollutants to describe such problem. Phenols which are one of these toxic organic pollutants are considered to be priority pollutants due to their serious harmful to living organisms even with very low concentrations [1]. Different techniques were used to treat the contaminated sources of water, among these, adsorption technique was widely applied using different adsorbent surfaces such activated carbon and other natural and synthesized adsorbent materials [2-5]. Recently, our research group was developing and synthesizing a series of new lattice inclusion compounds and investigating their supramolecular behavior and applications [6-11]. The dinitrodiphenyldiquinoline (DNDDPQ) V-shape heterocyclic lattice host is one of the most interesting host molecules [12]. Its supramolecular behavior is unique compared to other

diquinoline derivatives, in which it formed selectively host-guest complexes with polar functional groups. However, no adsorption studies were conducted using such family of organic host molecules (diquinoline derivatives). DNDDPQ compound was re-synthesized, and its behavior as adsorbent surface for different organic pollutants. The target organic pollutant investigate in this study was the toxic phenol compound. Kinetic and isotherm models were applied to understand the mechanism of adsorption process.

II. MATERIALS AND METHODS

A. Synthetic adsorbent 2,10-dinitro-8,16-diphenyl-6,7,14,15-tetrahydro-7,15-methanocycloocta[1,2-b:5,6-b']diquinoline 3

Adsorbent compound **3** was resynthesized according to a recently published procedure [13] as presented in Fig. 1. A mixture of 2-Amino-5-nitrobenzophenone **1** (0.2 mol) and racemic bicycle[3.3.1]nonane-3,7-dione **2** (0.1 mol) in presence of catalytic amount of solid sodium hydroxide (*ca.* 5%) was ground with a mortar and pestle at room temperature until it formed a gummy material which solidified upon standing overnight. The reaction mixture was then reground and poured into HCl (5 mL, 2 M); the solid was collected and dried to give compound **3**.

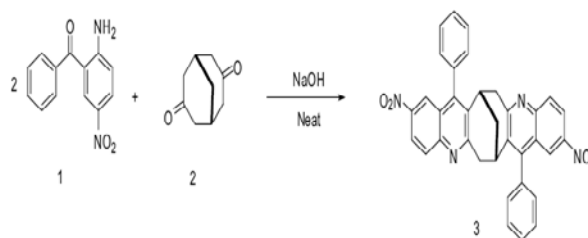


Fig. 1. Synthetic route for 2,10-dinitro-8,16-diphenyl-6,7,14,15-tetrahydro-7,15-methanocycloocta[1,2-b:5,6-b']diquinoline **3**

B. Regents and glassware

All chemicals and reagents were obtained commercially and used without further purification. Solvents used in this study were analytical reagent grade.

C. Apparatus and instrumentation

pH measurements were done using glass electrode pH meter model pH 525 (WTW®, Weilheim, Germany). The pH meter

Solhe F. Alshahateet*, Faculty of science / mutah university- Jordan, Email: solhe_alshahateet@yahoo.com, Tel: +96232372380, Fax: +96232375540

Salah A. Al-Trawneh, Faculty of science / mutah university- Jordan, Email: salah_trawneh@yahoo.com; Tel.: +962795217791

Mohammed M. Al-Mahadeen, Faculty of science / mutah university- Jordan, Email: malmahadeen@yahoo.com; Tel.: +962796443766

was calibrated based on pH 4, pH 7 and pH 10 buffer solutions at 25°C according to standard method [14]. Standard solutions using pure phenol were prepared in order to obtain a calibration curve is outlined as follows:

a- Preparations of buffer solution

34 gram of ammonium chloride is added to 200 grams of potassium sodium tartrate and 150ml of ammonia solution in one liter volumetric flask and diluted with distilled water to one liter. pH was adjusted to pH 10 using phosphoric acid.

b- Measurement of phenols

A volume of 500 ml of the matrix solution was adjusted to pH 4 using phosphoric acid and sodium hydroxide. Five ml of potassium hexacyanoferrate solution, five ml aminoantipyrine solution and 20 ml buffer was added and allowed the reaction to complete for 15 minutes. Ten ml of CH₂Cl₂ was added and mixed well where the color will develop after 10 minutes. CH₂Cl₂ layer was filtered through filter paper containing anhydrous sodium sulfate and the dried extract was collected in 25 ml volumetric flask. The outcome was measured using spectrophotometer at 460 nm. Batch adsorption experiments were conducted to determine the optimum phenol adsorption parameters and conditions

D. Effect of pH

Different adsorption experiments were conducted at pH values 4, 5, 6, and 7. A 0.1 g sample of solid adsorbent **3** and 100 mL of 1 ppm solution of pure phenol were mechanically agitated at room temperature for 15 min. The adsorbent was filtered and the absorbance of the filtrate was measured to determine its concentration.

E. Effect of agitation time

The optimum agitation time between compound **3** and the phenol standard solution was obtained by conducting adsorption experiments at different agitation time in the range 0-30 min. A 0.1 g sample of solid adsorbent **3** and 100 mL of 1 ppm solution of pure phenol were mechanically agitated at room temperature and measured optimum pH.

F. Effect of initial concentration

The optimum initial concentration used to achieve the maximum removal efficiency in this study was obtained by running adsorption experiments at phenol standard initial concentration of 1, 3, and 5 ppm at room temperature and measured optimum pH.

G. Effect of temperature

The optimum temperature used to obtain maximum removal efficiency as well as the isotherm study was investigated by performing adsorption experiments at 25, 35, 40, and 45 °C and at the measured optimum agitation time, initial concentration, and pH.

H. Data analysis

The efficiency of using adsorbent **3** to remove phenol from aqueous samples was calculated from the mass balance, which is the amount of phenol adsorbed by compound **3**. The amount of phenol which was removed from the standard solution is given by equation (1) (14):

$$q_e = (C_i - C_e)/S \quad (1)$$

where q_e is the phenol concentration adsorbed at equilibrium (mg of phenol per g of compound **3**), C_i is the initial concentration of phenol solution (ppm), C_e is the equilibrium concentration of the phenol solution (ppm), S is the dosage (slurry) concentration and can be expressed by equation (2):

$$S = m/V \quad (2)$$

where (V) is the initial volume of the phenol solution used and m is the mass of adsorbent. The percentage of the adsorption can be calculated using Equation (3).

$$\% \text{ adsorption} = [(C_i - C_e)/C_i] \times 100 \quad (3)$$

III. RESULTS AND DISCUSSION

The adsorption process between the newly used adsorbent **3** and the phenol adsorbate was thoroughly investigated in order to determine the optimum parameters and adsorption conditions to achieve the maximum removal percentage of the phenol from its standard solution. In addition, the resulted adsorption data was examined different kinetic and isotherm models.

A. Effect of pH

The removal efficiency of the phenol from its standard solution is found to pH-controlled. In the current study, it was found that the phenol adsorption capacity is reached its maximum value at pH = 5.

B. Effect of initial concentration

The initial concentration of the phenol standard solution was investigated against the removal percentage. Three initial concentrations were studied; 1, 3, and 5 ppm. The optimum initial concentration to reach the maximum removal percentage was 5 ppm.

C. Effect of agitation time

Determining the removal amount of phenol from the standard solution vs. agitating is an essential parameter to determine the adsorption equilibrium and the adsorption rate constant which can be obtained using the kinetic model adopted. The optimum agitating time to reach the maximum removal efficiency was 15 min. The removal percentage of the phenol vs. agitating using compound **3** as adsorbent surface is illustrated in Figure 2.

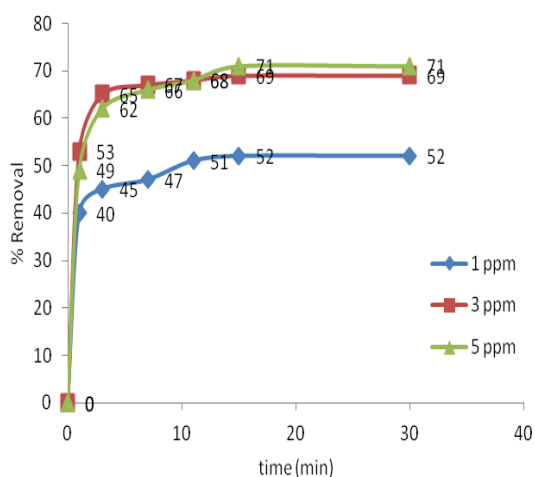


Fig 2. Effect of agitating time on the removal of phenol from its solution at three different initial concentrations.

D. Effect of temperature

The temperature effect on the removal percentage of phenol using adsorbent **3** was investigated by performing the adsorption experiments at 25, 35, 40, and 45 °C. The maximum removal percentage was achieved at 25 °C. Figure 3 shows the relation between the temperature and the removal percentage.

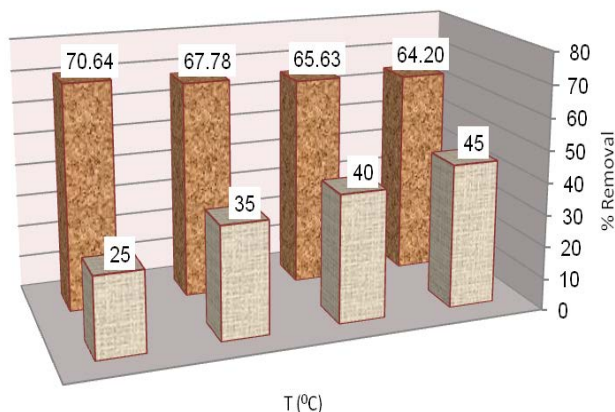


Fig 3. Effect of temperature on the removal percentage of phenol using adsorbent **3**.

E. Adsorption kinetics

Several kinetic models were applied against our adsorption data obtained from the current study. The rate of the adsorption mechanism adopted pseudo-2nd order of Ho & McKay model as shown in Figure 4 ($K_2 = 0.0871(\text{g} \cdot \text{mg}^{-1} \cdot \text{min}^{-1})$, $q_e = 35.32 \text{ mg} \cdot \text{g}^{-1}$, $r^2 = 0.998$) [15].

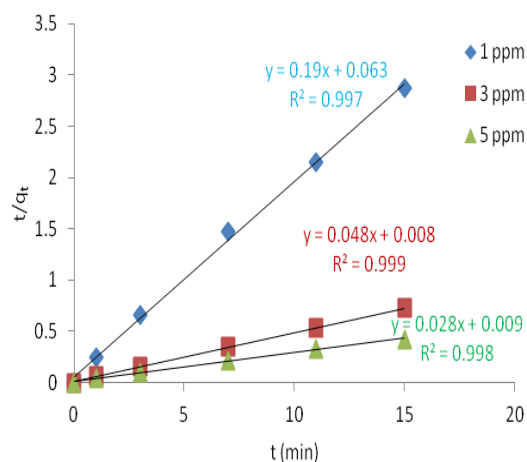


Fig 4. Pseudo-2nd order kinetics of phenol adsorption on the adsorbent **3** at three different initial concentrations.

F. Adsorption isotherms

In order to understand the mechanism that describes the adsorption system, we had to study the equilibrium adsorption isotherms very thoroughly. Three models were applied on the current adsorption data; *Langmuir isotherm*, *Freundlich isotherm*, and *Temkin isotherm* [11]. In summary, it's found that the adsorption of phenol onto adsorbent **3** is a favorable spontaneous exothermic process.

IV. CONCLUSIONS

Our results indicated that the newly used adsorbent **3** is quite useful in removal the target organic pollutants such as phenol in high removal percentage. The adsorption data adopted Pseudo-2nd order kinetics, and revealed that adsorption of phenol is a favorable spontaneous exothermic process. The research included here is still ongoing, the full paper which will describe thoroughly the complete adsorption process between phenol as organic pollutant and compound **3** as organic adsorbent surface will be presented soon somewhere else.

ACKNOWLEDGMENT

The authors would like to thank Mutah University for providing the research facilities needed to complete this research study. In addition, authors would like to thank *The Scientific Research Support Fund (SRSF, Jordan)*, for financial support through the research grant EWE\2\03\2011.

REFERENCES

- [1] P. D. Rocha, A. S. Franca, L. S. Oliveira, Batch and column studies of phenol adsorption by an activated carbon based on acid treatment of corn cobs, *International Journal of Engineering and Technology*. 7(6) (2015) 459-464.
- [2] V. Srihari, A. Das, Adsorption of phenol from aqueous media by an agro waste (*Hemidesmus Indicus*) based activated carbon, *Applied Ecology and Environmental Research*. 7(1) (2009) 12-13.
- [3] L. Ma, Q. Chen, J. Zhu, Y. Xi, H. He, R. Zhu, Q. Tao, G. A. Ayoko, Adsorption of phenol and Cu(II) onto cationic and zwitterionic surfactant modified montmorillonite in single and binary systems, *Chemical Engineering Journal*. 283 (2016) 880-888.

- [4] A. Gholizadeh, M. Kermani, M. Gholami, M. Farzadkia, Kinetic and isotherm studies of adsorption and biosorption processes in the removal of phenolic compounds from aqueous solutions: comparative study, *Journal of Environmental Health Sciences & Engineering*. 11(29) (2013) 1-10.
- [5] A. Ali, K. Saeed, Phenol removal from aqueous medium using chemically modified banana peels as low-cost adsorbent, *Desalination and Water Treatment*. (2015) doi: 10.1080/19443994.2015.1041057.
- [6] S. F. Alshahateet, A. G. Jiries, S. A. Al-Trawneh, A. S. Eldouhaibi, M. M. Al-Mahadeen, Kinetic, equilibrium and selectivity studies of heavy metal ions (Pb(II), Co(II), Cu(II), Mn(II), and Zn(II)) removal from water using synthesized C-4-methoxyphenylcalix[4]resorcinarene adsorbent, *Desalination and Water Treatment*. 57 (2016) 4512-4522.
- [7] S. F. Alshahateet, Synthesis and supramolecular interactions involved in the crystal structure of (2,4,10,12-tetrabromo-6,7,14,15-tetrahydro-6,14-thiacycloocta[1,2-*b*:5,6-*b'*]diquinoline)₂·(1,1,2,2-tetrachloroethane) inclusion compound, *Mol. Cryst. Liq. Cryst.* 625 (2016) 186-194.
- [8] S. F. Alshahateet, R. Bishop, D. C. Craig, M. L. Scudder, Anomalous inclusion behavior shown by a thia-bridged diquinoline derivative, *Crystal Growth & Design*. 10(4) (2010) 1842-1847.
- [9] S. F. Alshahateet, A. N. M. M. Rahman, R. Bishop, D. C. Craig, M. L. Scudder, Interlocking molecular grid lattices involving weak assembly forces, *CrystEngComm*. 4(97) (2002) 585-590.
- [10] S. F. Alshahateet, R. Bishop, D. C. Craig, M. L. Scudder, A. T. Ung, Pseudopolymorphic clathrate structures formed by an alicyclic dialcohol inclusion host, *Structural Chemistry*. 12(3/4) (2001) 251-257.
- [11] S. A. Al-Trawneh, Studies on adsorptive removal of some heavy metal ions by Calix[4]resorcine, *Jordan Journal of Earth and Environmental Sciences*. 7(1) (2015) 1-9.
- [12] S. F. Alshahateet, T. T. Ong, R. Bishop, F. Kooli, M. Messali, A dinitrodiphenyldiquinoline host for selective inclusion of polar guests, *Crystal Growth & Design*. 6(7) (2006) 1676-1683.
- [13] S. F. Alshahateet, New approach for base catalyzed eco-Friendly Friedlander synthesis of racemic 2,10-dinitro-8,16-diphenyl-6,7,14,15-tetrahydro-7,15-methanocycloocta[1,2-*b*:5,6-*b'*]diquinoline-Propanoic acid cocrystal: thermal properties, antibacterial activity, and self-assembly, *Mol. Cryst. Liq. Cryst.* 607 (2015) 169-180.
- [14] N. Al-Ghezawi, M. A. Al-Anber, Z. A. Al-Anber, T. El-Hasan and I. Al-Momani, Decontamination and adsorption modelling of aqueous Pb²⁺ and Co²⁺ ions using natural inorganic materials: tripoli (NT) and bentonite (NB), *Desalination and Water Treatment*. 24 (2010) 336-343.
- [15] [Y. S. Ho and G. Mckay, The Kinetics of Sorption of Divalent Metal Ions onto Sphagnum Moss Peat, Water Research, 34 \(2000\) 735-742.](#)